

PARENT FEEDBACK FORM 2024-25

Feedback from parents of students from different streams of the college was collected for the session 2024-25. Parents of 50 students filled the feedback form. The questionnaire contained different aspects of satisfaction level of parents regarding the facilities, infrastructure of college, discipline, quality of teaching etc. Suggestions were also taken for improvement in future.

Table 1

Questions	Yes	No	Any other
Satisfaction regarding discipline of college	43	7	-
Information to the parent from the child about own performance	45	5	-
Regular information about student from faculty	44	6	-
Satisfaction regarding examination system	44	6	-
Quality of teaching in the institute	47	3	-

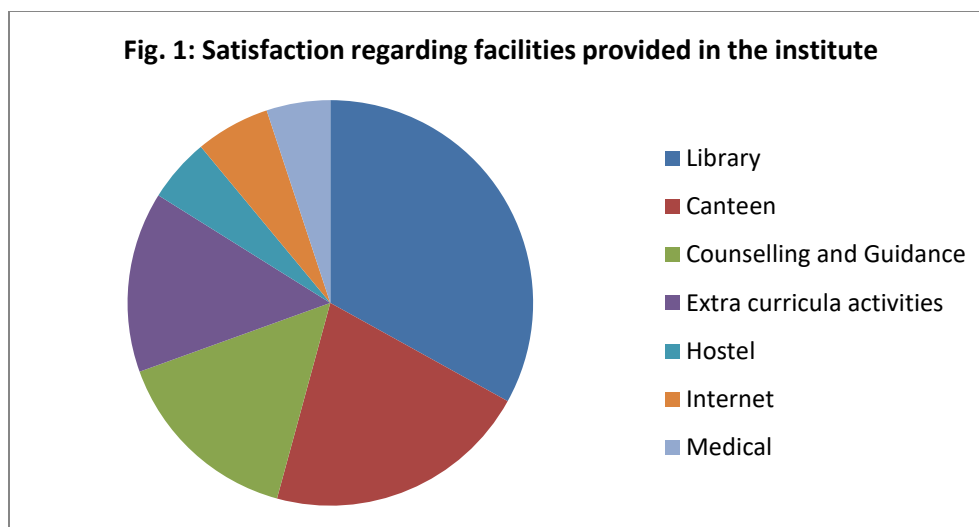
Source: Printed & e-feedback forms 2024-25

According to table 1, parents of 43 students expressed satisfaction, 7 parents stated dissatisfaction regarding discipline of college. Question concerning information to the parent from the student about their own performance, 45 parents affirmed positively while five parents denied it. 44 parents confirmed about getting regular information from faculty while 6 parents denied it. 44 parents expressed satisfaction in the examination system used for evaluating their ward. Only three parents expressed dissatisfaction on the quality of teaching in the institute while 47 parents were satisfied with the quality of teaching in the institute.

Table 2: Satisfaction regarding different facilities provided by the institute

Library	39
Canteen	25
Counselling and Guidance	18
Extra Curricular activities	17
Hostel	6
Internet	7
Medical	2

Source: Printed feedback forms 2024-25



Source: Printed & e-feedback forms 2024-25

Fig. 1 demonstrates that most of the parents were satisfied with library facility. Other aspects with which they were happy and satisfied were canteen facility, counseling and guidance provided by faculty to the students, hostel, internet and medical facility.

Suggestions were also taken from the parents for improvement in future in the institution. Most of the parents highlighted the requirements of more washrooms especially for girls and their cleanliness. There were suggestions for the improvement of college library in terms of seating capacity, more reference and competitive exam books and more facilities like availability of computers, Hygiene and cleanliness of college campus, more seating capacity in canteen was also emphasized by parents. Cleanliness of campus, proper drinking water facility, repair of water taps, encouragement of sports, repairwork of furniture in classrooms was also stressed by the parents. Many parents also expressed concern over the indulgence of the outsiders in the campus. Some also underlined the need of proper laboratories and classrooms in some departments. Parents were also showed their concern regarding improper medical facility in the campus.

FACULTY FEEDBACK FORM 2024-25

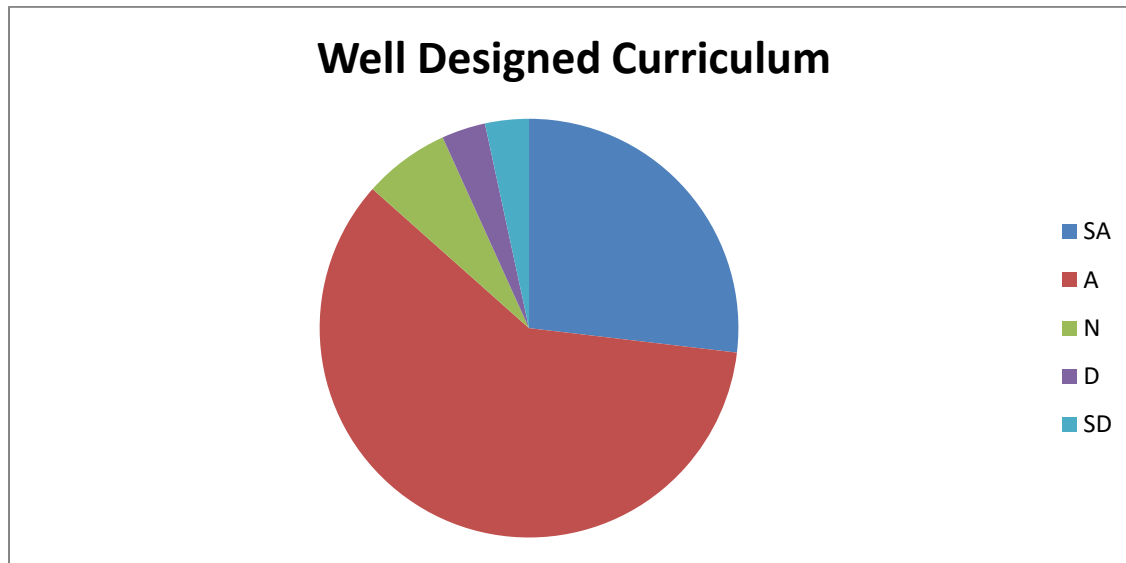
Feedback from faculty was taken for the session 2024-25. It included question regarding curriculum design and its development. Questionnaire also included governance aspects of the institution and suggestions were also taken for further improvement.

Table 2

Questions	SA	A	N	D	SD
Well designed curriculum which promotes learning	8	18	2	1	1
Are recent changes in curriculum progressive in nature?	10	16	2	1	1
Incorporation of recent changes in curriculum	2	21	5	1	1
Weightage to employability in curriculum	1	23	3	3	-
Updation of curriculum	5	17	5	2	1
Sincere Efforts by the administration for institutional development	19	9	2	-	-
Accessibility of administration	16	13	1	-	-
Quality initiatives taken by administration for overall improvement	8	19	4	-	-
Freedom of faculty to express opinions	17	12	-	1	-
Efforts for improving quality of institution by IQAC	18	12	-	-	-
Opportunities and support to faculty	19	9	2	-	-

Source: Printed and online feedback forms 2024-25

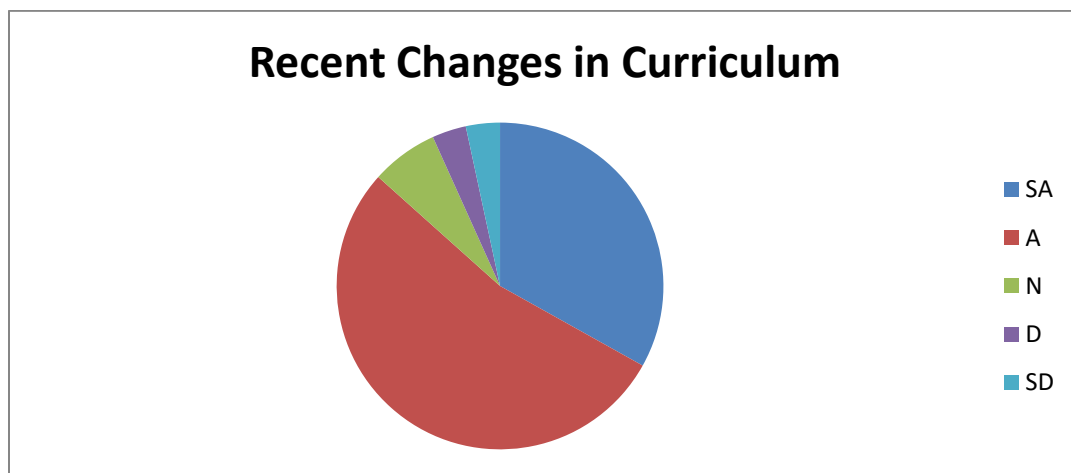
Figure 2



Source: Printed and online feedback forms 2024-25

Figure 2 shows that 60 percent of the staff members agreed that the curriculum drafted by university is well designed which promotes learning among the students while few (4%) staff members remain neutral. 3.4 percent disagreed while 27 percent strongly agreed on the above point.

Figure 3

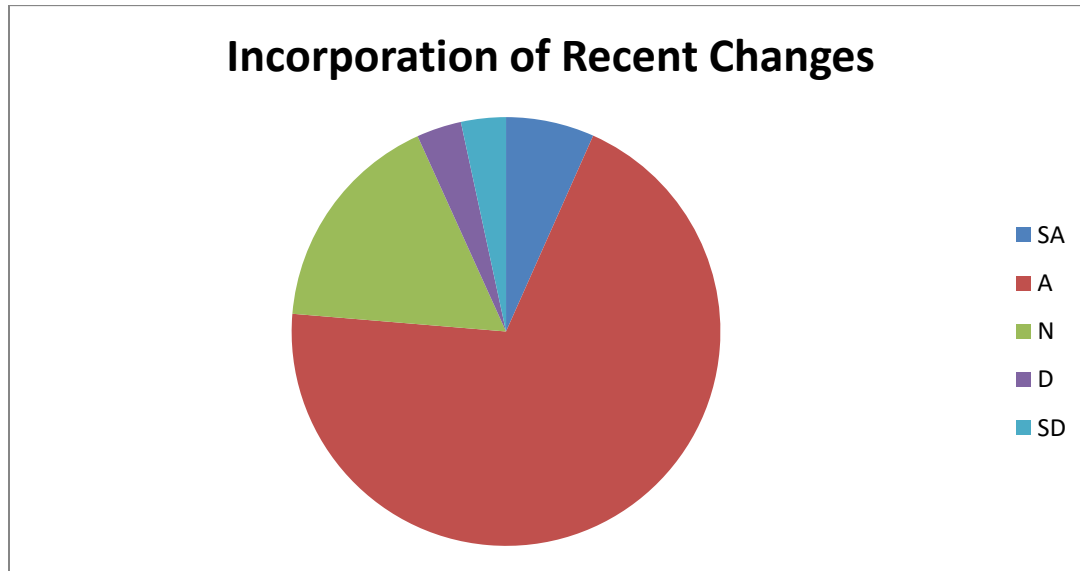


Source: Printed and online feedback forms 2024-25

Figure 3 represents views of the faculty regarding recent changes in curriculum. 54 percent of the faculty agreed that recent changes in curriculum are progressive in nature while 6.7 percent

faculty remained neutral and 54 percent strongly agreed that the new changes in curriculum are progressive and have helped the students a lot.

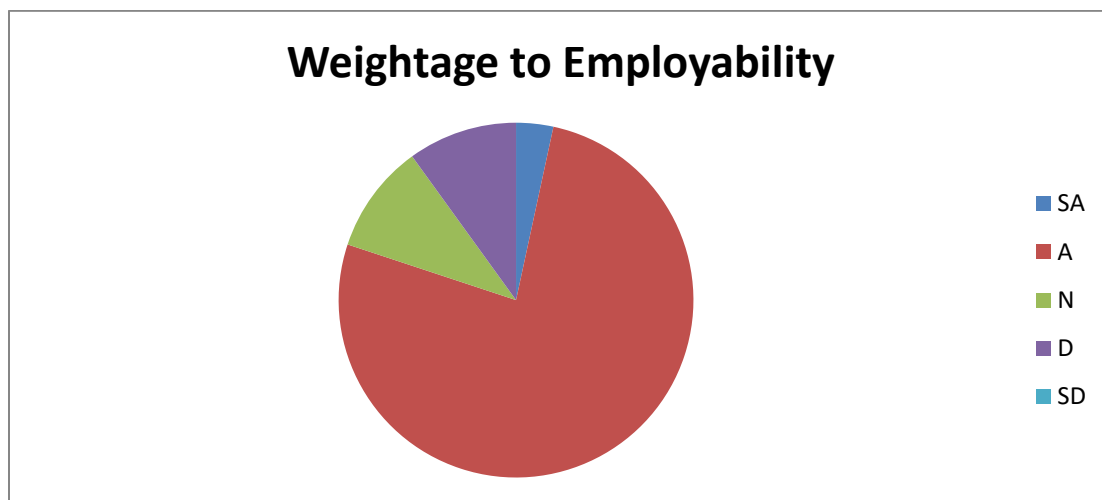
Figure 4



Source: Printed and online feedback forms 2024-25

The above figure 4 demonstrates that 70 percent agreed that the recent changes incorporated in curriculum have helped the students in further endeavors. While only 3.4 percent disagreed, 17 percent were neutral. 3.4 percent strongly disagreed to the above.

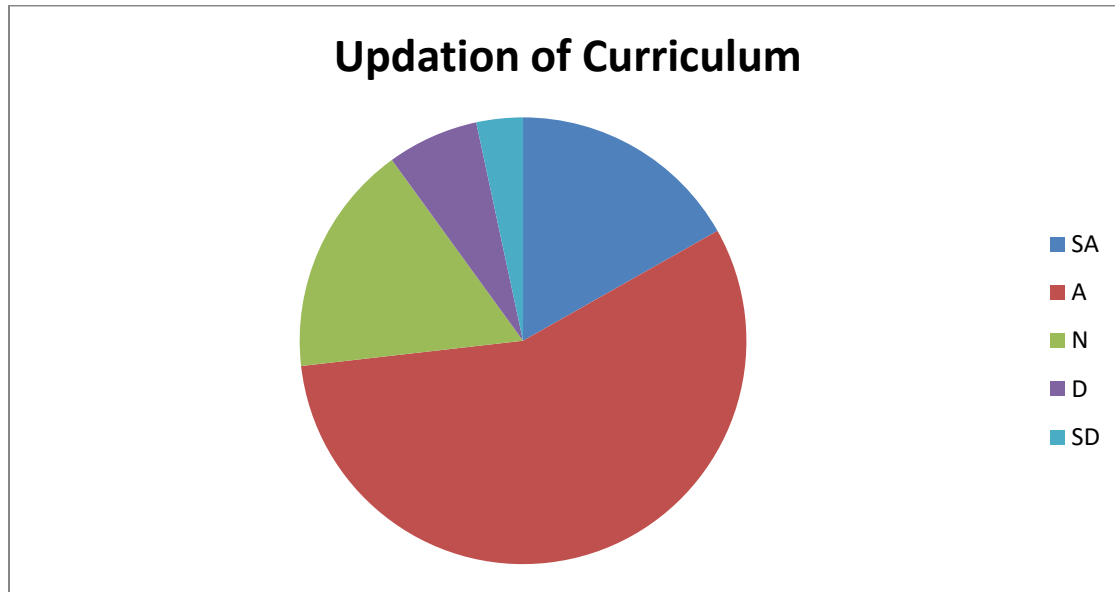
Figure 5



Source: Printed and online feedback forms 2024-25

According to figure 5, 77 percent agreed that the curriculum give proper weightage to employability. While 10 percent were neutral and only 3.4 percent strongly agreed to the above point.

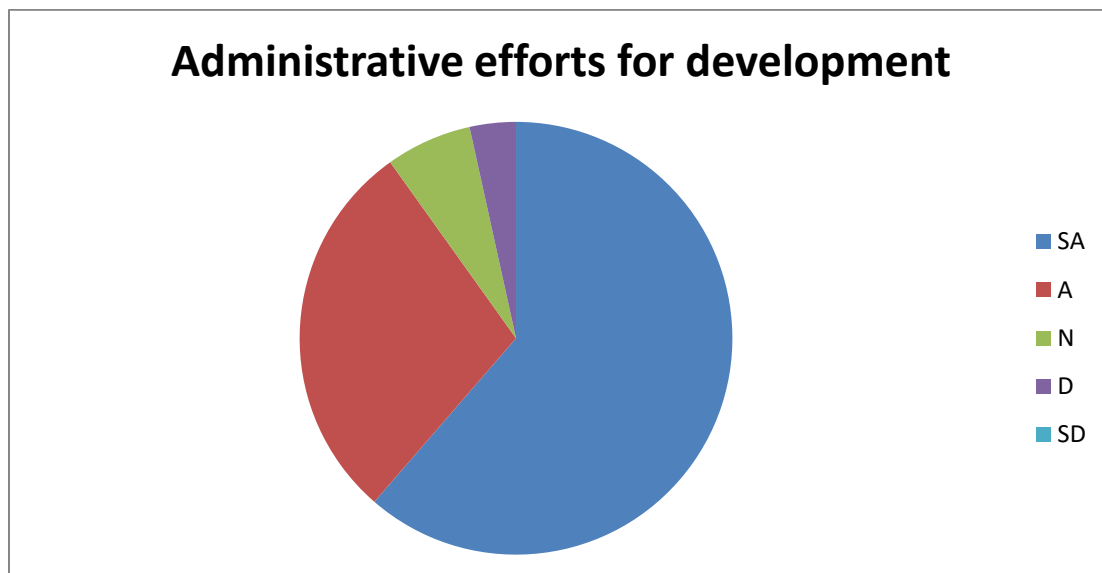
Figure 6



Source: Printed and online feedback forms 2024-25

57 percent faculty agreed that curriculum is updated from time to time while 6.7 percent disagreed to this. 17 percent strongly agreed that the curriculum is updated. (Fig 6)

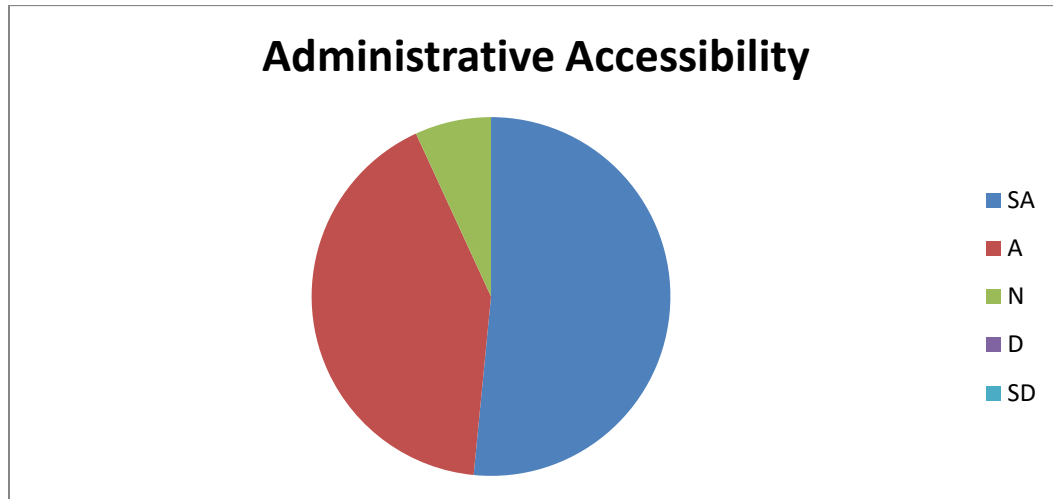
Figure 7



Source: Printed and online feedback forms 2024-25

64 percent strongly agreed regarding the administrative efforts for development of the institution while 30 percent agreed to this. (Fig 7)

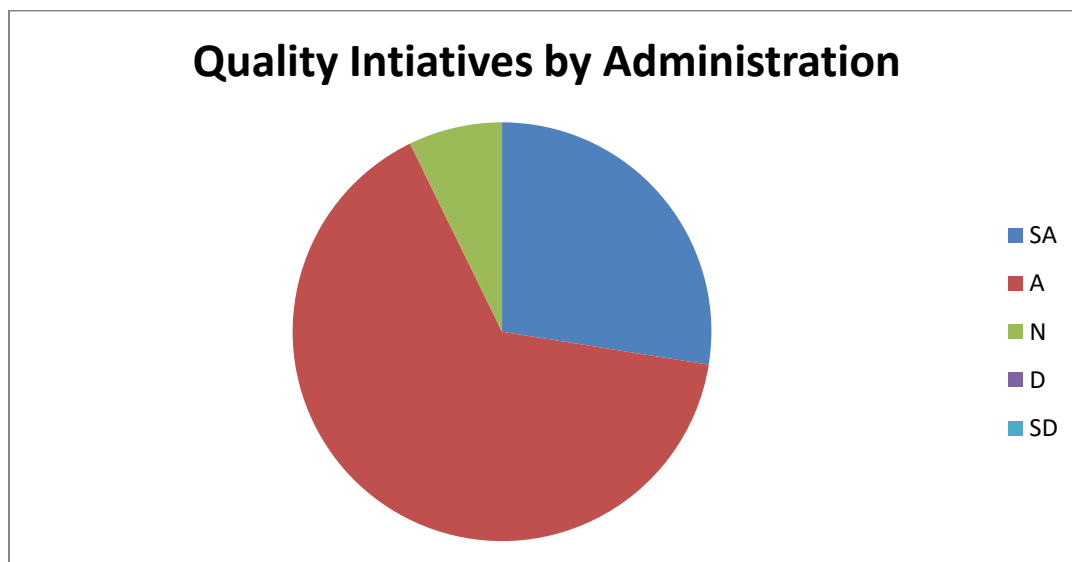
Figure 8



Source: Printed and online feedback forms 2024-25

53.3 percent strongly agreed to easy accessibility of the administration while 43 percent agreed to this point.

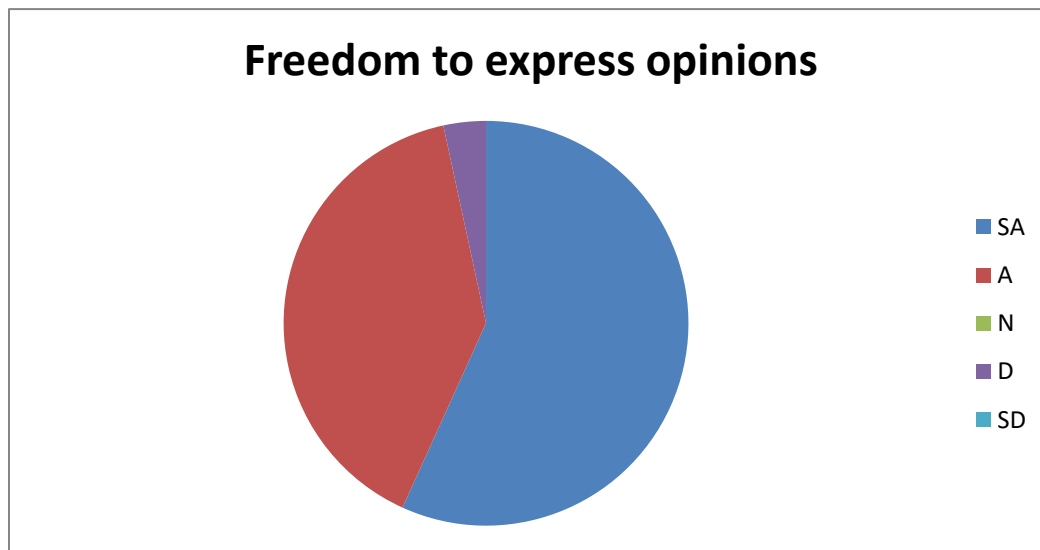
Figure 9



Source: Printed and online feedback forms 2024-25

64 percent agreed to the steps taken towards quality improvement by the administration while 27 percent strongly agreed to this. (Fig 9)

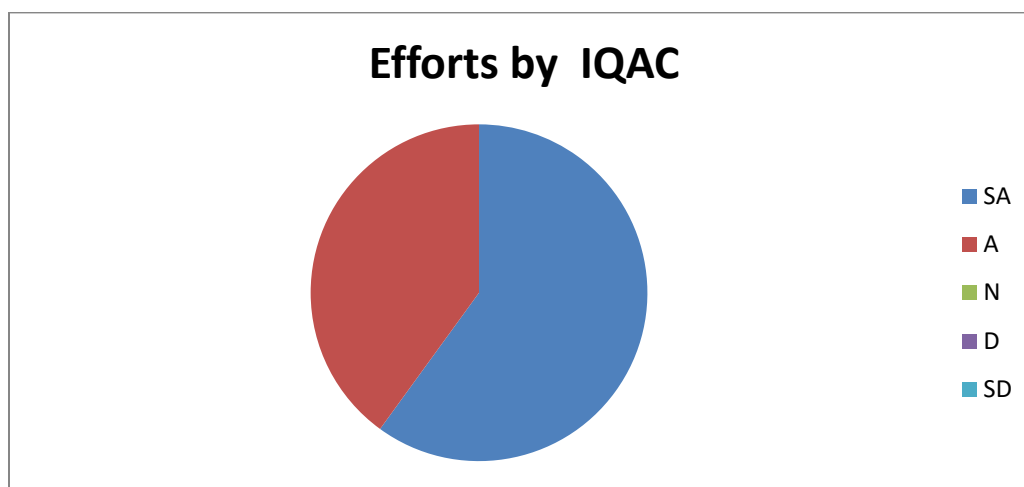
Figure 10



Source: Printed and online feedback forms 2024-25

57 percent strongly agreed that they have freedom to express their opinions whenever required. 40 percent also agreed to it. Only 3.4 percent disagreed. (Fig 10)

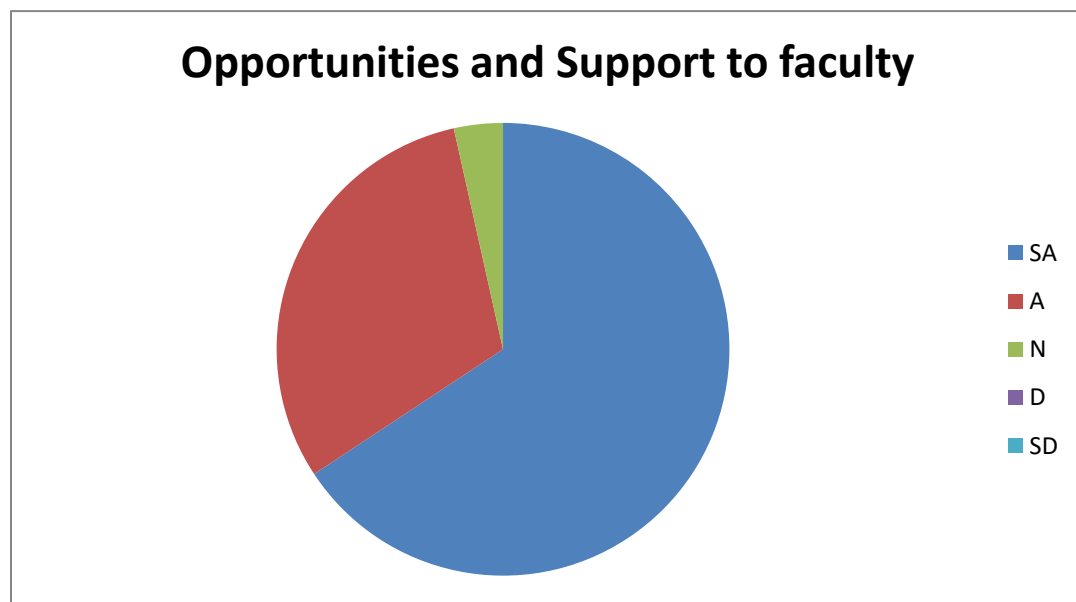
Figure 11



Source: Printed and online feedback forms 2024-25

Figure 11 demonstrates that 40 percent agreed to the efforts of IQAC cell for the improvement and development of the institution. 60 percent strongly agreed to this fact.

Figure 12



Source: Printed and online feedback forms 2024-25

Figure 12 shows that 64 percent strongly agreed that there are adequate opportunities and support to the faculty and 30 percent agreed that they are given equal chances and prospects to upgrade their subject knowledge.

Suggestions were also taken from the faculty members for the further improvement and upgradation of the institution. They highlighted need of more infrastructure in college like more classrooms, multi media classrooms and classrooms of chemistry and geography. Regarding curriculum following suggestions were received like updation of curriculum from time to time, job oriented and practical approach of curriculum, all the stakeholders should be included in BoS. More Skill development programs should be included in curriculum. More training, workshops, field visits should be organised to have a practical knowledge of the respective subjects.

ALUMNI FEEDBACK FORM 2024-25

Feedback from alumni of the institution was collected for the session 2023-24. The alumni of the college are from different areas of specialization like businessmen, managers in private firms, social workers, teachers in higher and secondary education sector, librarians, municipal counselor etc. They provided valuable feedback on various questions regarding infrastructure, facilities available in college, working of alumni association etc.

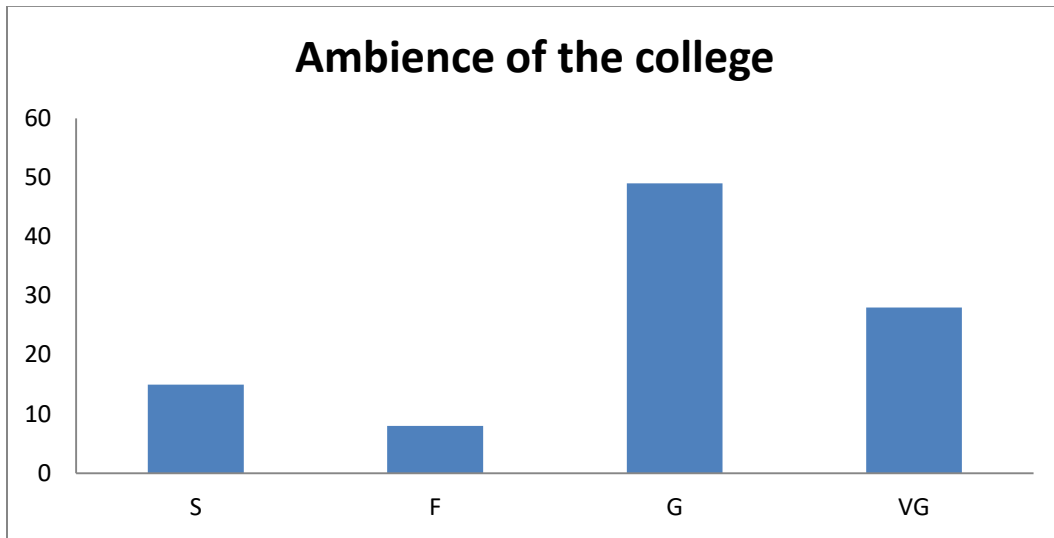
Table 1

Questions	Unsatisfactory(%) (US)	Satisfactory(%) (S)	Fair(%) (F)	Good(%) (G)	Very Good(%) (VG)
Admission Procedure		15	12	32	41
Ambience		15	8	49	28
Infrastructure and Lab facility		15	20	54	11
Faculty		5	8	45	42
Project Guidance	5	18	25	30	22
Quality of support material		22	13	50	15
Training and Placement	25	15	12	42	6
Library	10	15	15	35	25
Canteen facility		18	10	32	40
Hostel Facility	12	13	10	35	30
Overall rating of the university		22	8	28	42
Working of Alumni association		2	14	39	45

Source: Printed and online feedback forms 2024-25

Table 1 highlighted the various aspects regarding admission procedure in which 15 percent were satisfied with process of admissions in college while 41 percent found it very good. Only 15 percent were satisfied with infrastructure and laboratory facility of the college while 54 percent marked the above facilities are good. 45 percent of the respondents found the faculty of the college to be good. 50 percent of the alumni members found the quality of support material to be good. Most of the respondents were satisfied with the facilities like library, canteen and hostel, provided by the institution. 42 percent of the respondents indicated the overall ranking of the university as very good. 45 percent of the alumni were pleased about the working of the alumni association.

Figure1



Source: Printed and online feedback forms 2024-25

Above figure highlighted the ambience of college. 49 percent of the alumni found it good while 28 percent found it to be very good.

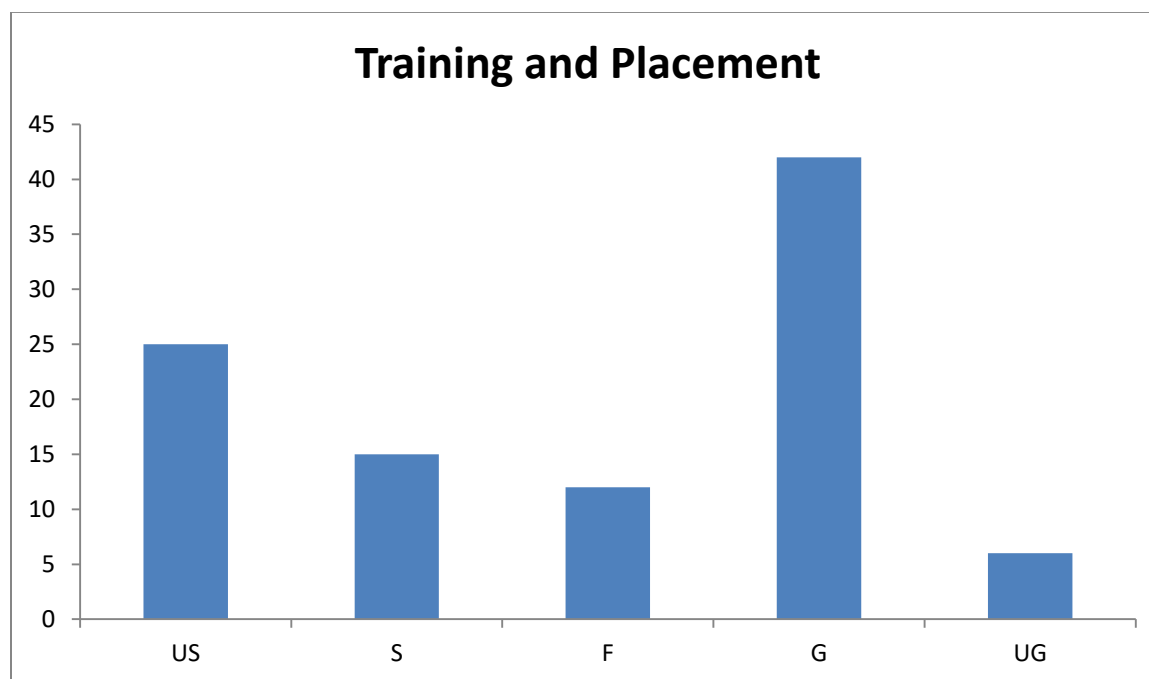
Figure 2



Source: Printed and online feedback forms 2024-25

Figure 2 illustrated the quality of project guidance in college. Only 30 percent found it to be good while 5 percent were unsatisfied with the project guidance.

Figure 3



Source: Printed and online feedback forms 2024-25

In figure 3, the data highlighted that half of the respondents found the training and placement to be good in the different areas of the society due to the high quality of education provided in the institute. However, 25 percent disagreed to this fact.

Suggestions were taken from respondents concerning relevance of curriculum in their job, need and change in curriculum and improvement in teaching and learning process. Some responded positively to the above queries. The alumni of the college suggested focus on project guidance and improvement in quality of support material. More training and placement programs for students, need of time management. They also felt need of competitive exam and reference books in library, smart classrooms in college, more focus on innovation and research. Some also suggested remedial classes for the weaker students in college. They were not happy with teacher student ratio in some subjects. Syllabus should be according to competitive point of view. There should be special classes for competitive exams. There is need of proper labs and classrooms for humanities needed in the institute. Positive and holistic environment towards leadership approach should be provided. Alumni meet should be done frequently. More job oriented courses must be added. More community development programs should be organized in the future.