

GOVT PG COLLEGE NALAGARH

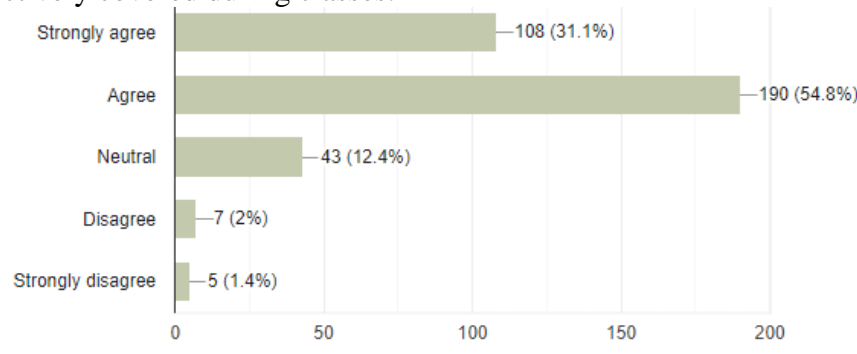
ANALYSIS REPORT OF STUDENT SATISFACTION SURVEY

The student satisfaction survey aimed to assess various aspects of the academic experience, including syllabus coverage, teaching quality, communication, evaluation fairness, and overall support for student growth. The survey included a range of questions focusing on these areas, and the results provide valuable insights into student perceptions. **923 students participated in students' satisfaction survey and more than 75% were found to be satisfied.**

Key Findings

1. Syllabus Coverage

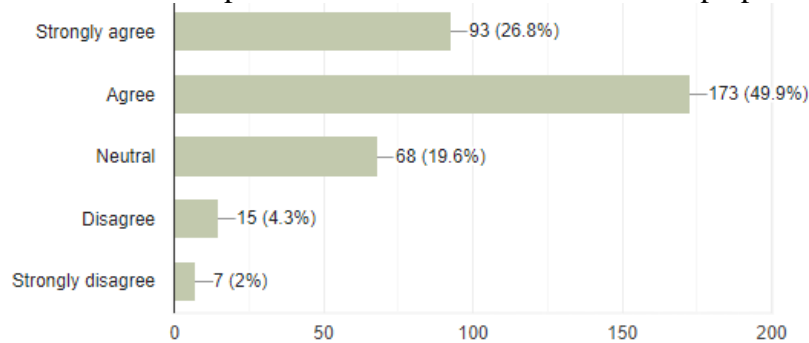
- **Result:** 85% of students felt that a substantial portion of the syllabus was effectively covered during classes.



- **Implication:** This indicates a generally positive perception of course delivery, though it may be beneficial to investigate any concerns from the remaining students regarding specific gaps.

2. Teacher Preparation

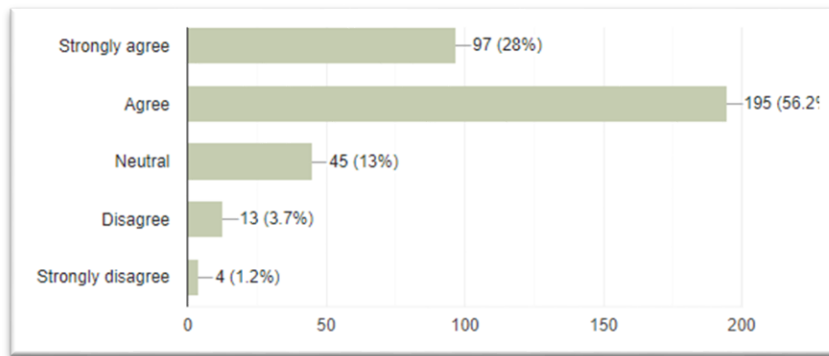
- **Result:** 77% of respondents rated their teachers as well-prepared for classes.



- **Implication:** High levels of preparation contribute to a more engaging learning environment, suggesting ongoing support for faculty in lesson planning should be maintained.

3. Communication Skills

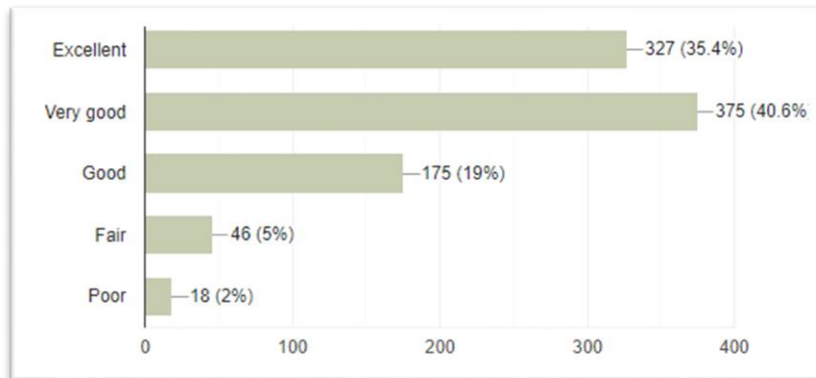
- **Result:** 84.2% felt that teachers communicated effectively, enhancing understanding and engagement.



- **Implication:** Strong communication fosters a better learning atmosphere; thus, professional development in this area could further improve outcomes.

4. Teaching Approach

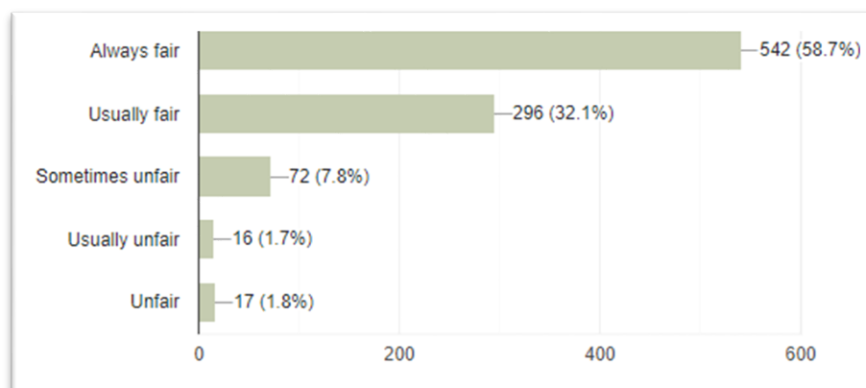
- **Result:** Students described the teaching approach as e.g., engaging, interactive, with 76% favoring this description.



- **Implication:** Positive teaching methods are crucial for student engagement; these practices should be encouraged and shared among faculty.

5. Internal Evaluation Fairness

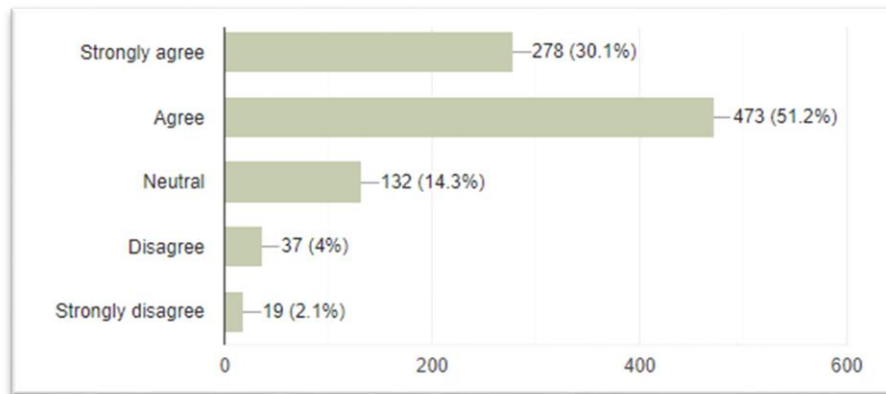
- **Result:** 92% of students felt that the internal evaluation process was fair and transparent.



- **Implication:** Ensuring fairness in assessments is critical; further review of evaluation criteria may enhance student trust and satisfaction.

6. Opportunities for Learning and Growth

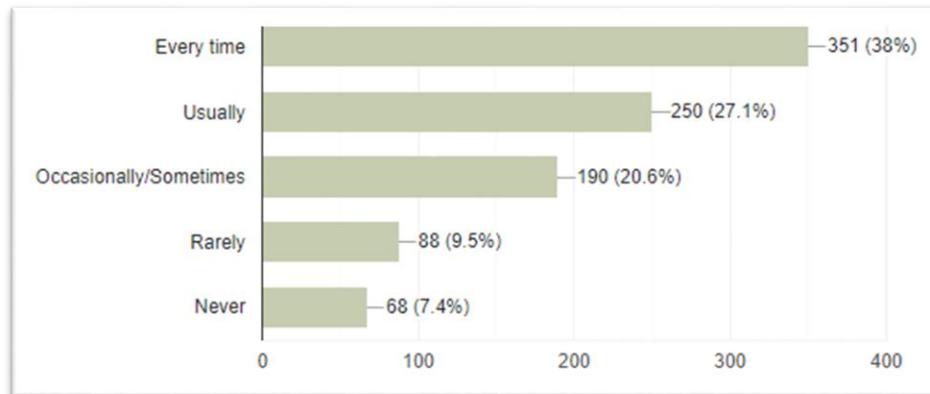
- **Result:** 81% of students agreed that the institution provides multiple opportunities for personal and academic development.



- **Implication:** While the perception is positive, exploring additional programs and resources could enhance this further.

7. Job Possibilities Guidance

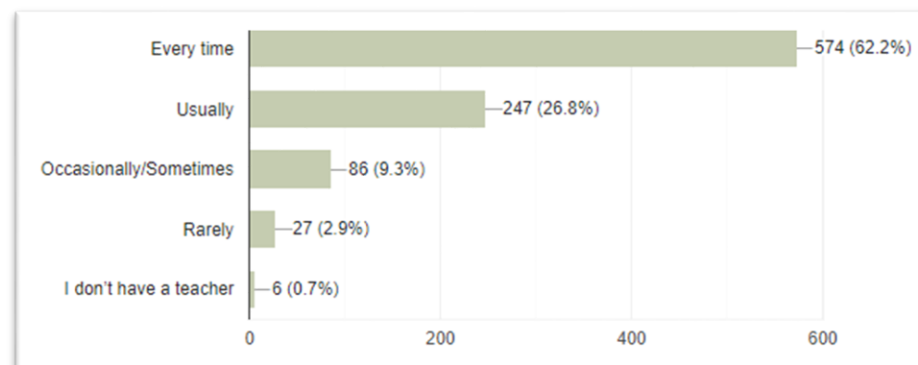
- **Result:** Only 66% reported receiving adequate information about job opportunities after course completion.



- **Implication:** This suggests a need for improved career counseling and guidance services to better prepare students for the workforce.

8. Follow-Up on Classes and Assignments

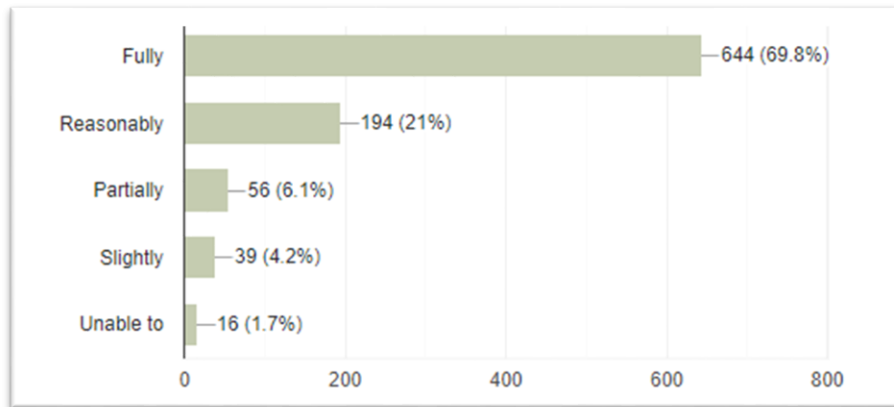
- **Result:** 89% indicated that teachers conduct necessary follow-ups on classes and assignments.



- **Implication:** Consistent follow-up is important for student accountability; reinforcing this practice can further support student learning.

9. Encouragement to Perform Better

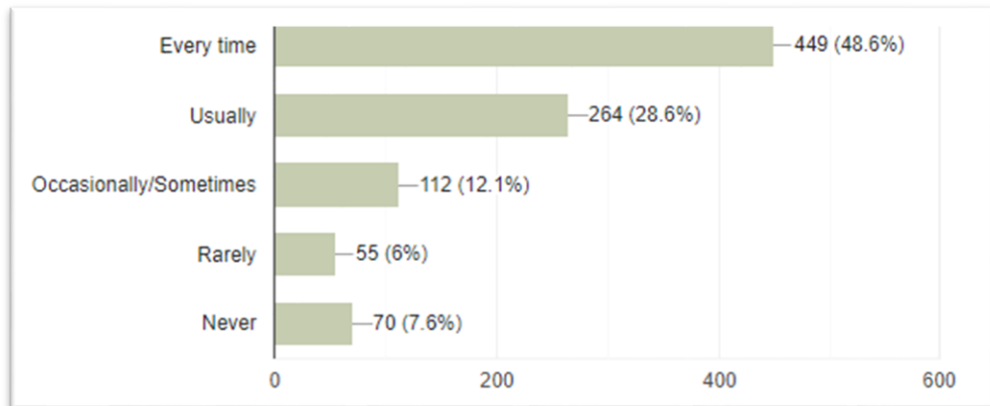
- **Result:** 92% of students felt that their teachers actively encouraged them to improve their performance.



- **Implication:** Positive reinforcement is essential; fostering an encouraging environment should remain a priority for faculty.

10. Identification of Weaknesses

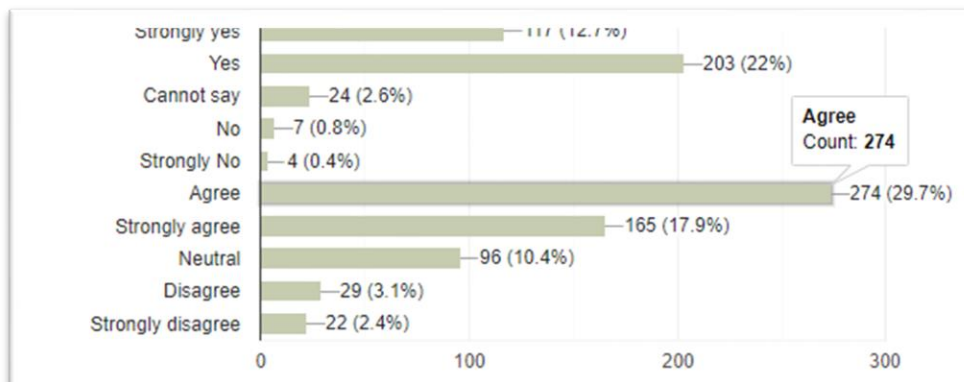
- **Result:** 77.2% believed teachers effectively identify their weaknesses and assist in overcoming them.



- **Implication:** Personalized support is valuable; enhancing this capability among faculty can lead to improved student outcomes.

11. Responsiveness to Queries

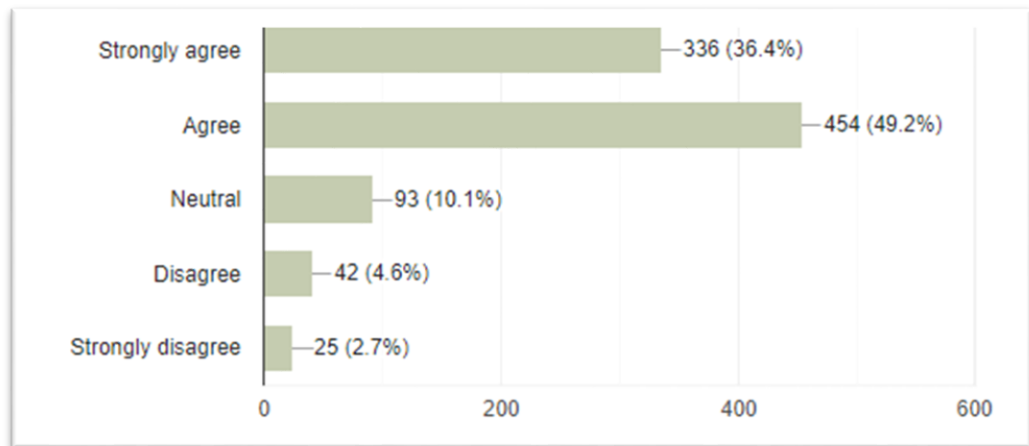
- **Result:** 82.3% reported that teachers are responsive to student inquiries.



- **Implication:** High responsiveness fosters a supportive environment; continued emphasis on this aspect is vital for student engagement.

12. Encouragement in Extracurricular Activities

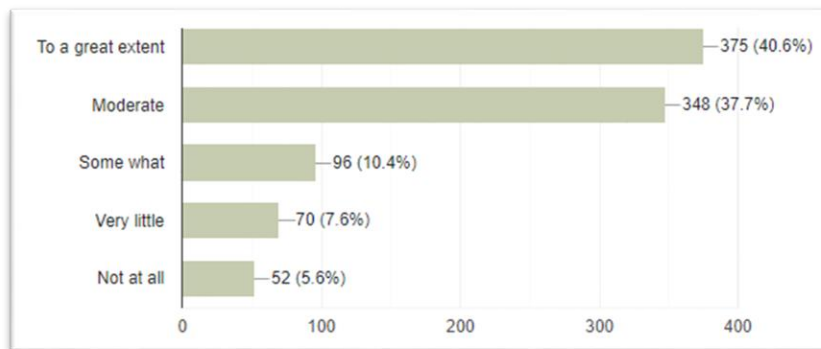
- **Result:** 85.6% felt encouraged to participate in extracurricular activities.



- **Implication:** Encouraging well-rounded development is important; continued promotion of these activities can enrich student life.

13. Development of Soft and Life Skills

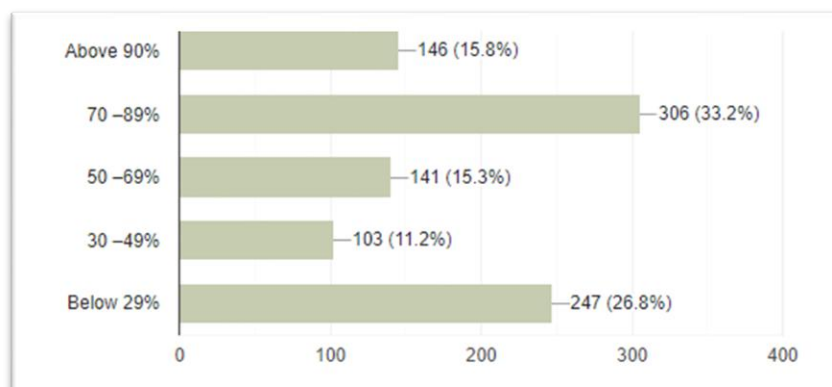
- **Result:** 78.3% noted that efforts are made to cultivate soft skills, life skills, and employability skills.



- **Implication:** Skills development is crucial for career readiness; enhancing programs in this area should be a focus.

14. Use of ICT Tools in Teaching

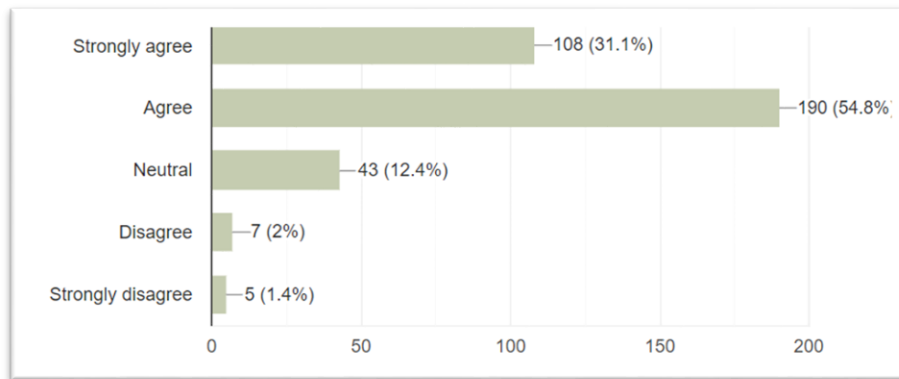
- **Result:** 64.3% of teachers utilized ICT tools such as projectors and multimedia during lessons.



- **Implication:** Increased integration of technology can enhance learning; additional training and resources may be necessary to boost this usage.

15. Admission Process

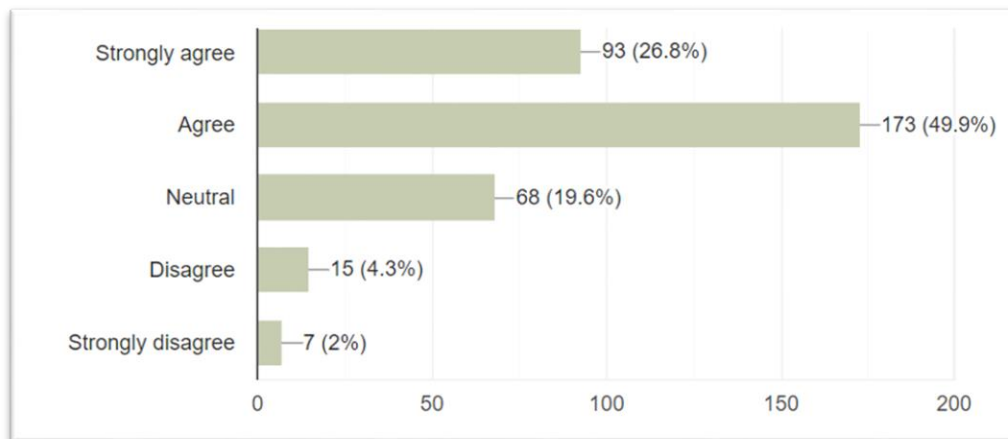
- **Result:** 86% of students found the admission process effective.



- **Implication:** Streamlined processes attract a diverse student body; continue to monitor for areas of improvement.

16. Attracting Meritorious Students

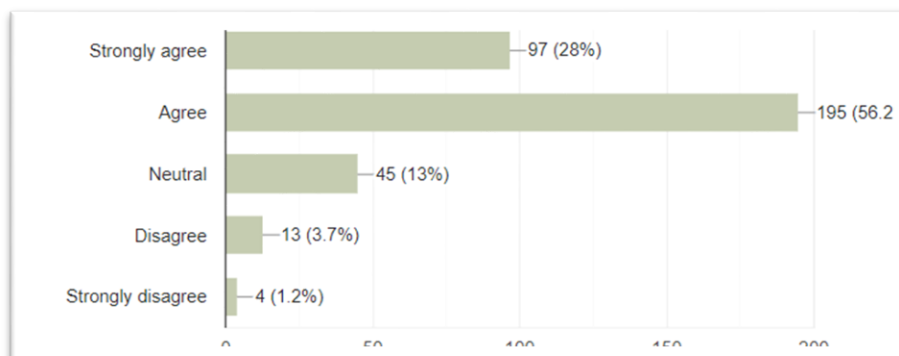
- **Result:** 77% agree that the college attracts high-achieving students.



- **Implication:** Positive reputation and outreach strategies are effective; further marketing may enhance this.

17. The faculties are updating their knowledge and skills.

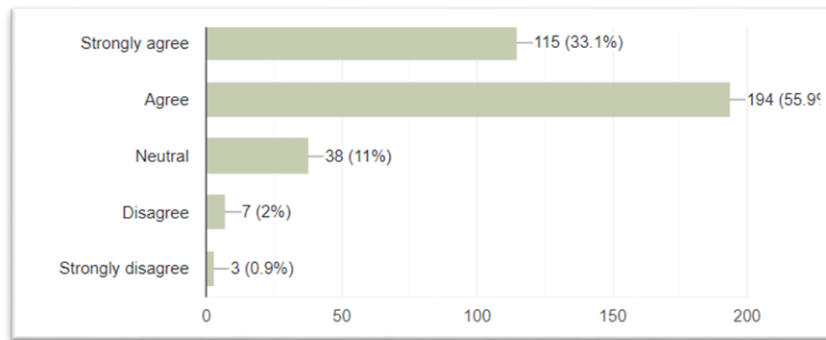
- **Result:** 84.2% of respondents noted that faculty regularly update their knowledge and skills.



- **Implication:** Continuous professional development is crucial; encourage faculty participation in workshops.

18. The class work is taking place as per schedule

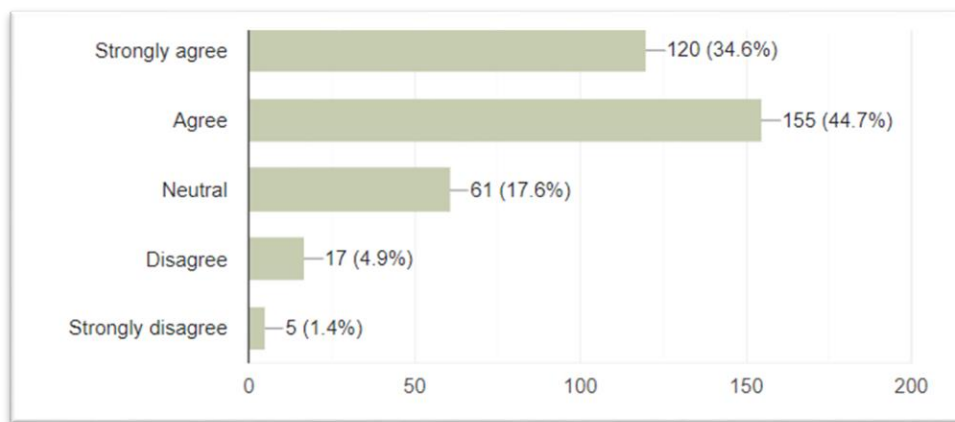
- **Result:** 89% confirmed that class work follows the scheduled timetable.



- **Implication:** Maintaining a structured schedule supports student learning; continuous regular monitoring.

19. Library as an Information Resource

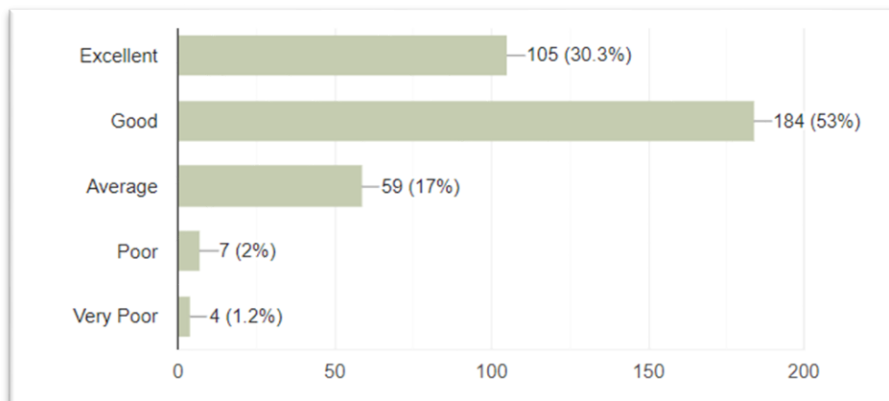
- **Result:** 79.3% view the college library as a major source of information.



- **Implication:** Strong library services enhance academic performance; consider expanding resources.

20. Library Issue/Return Process

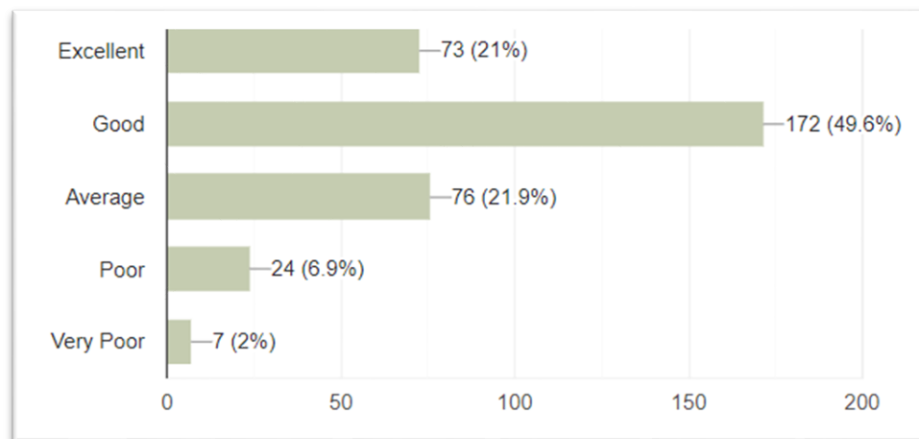
- **Result:** 83.3% rated the issue/return process as satisfactory.



- **Implication:** Efficient systems are in place; minor improvements may enhance user experience.

21. How would you rate the availability of course books in library.

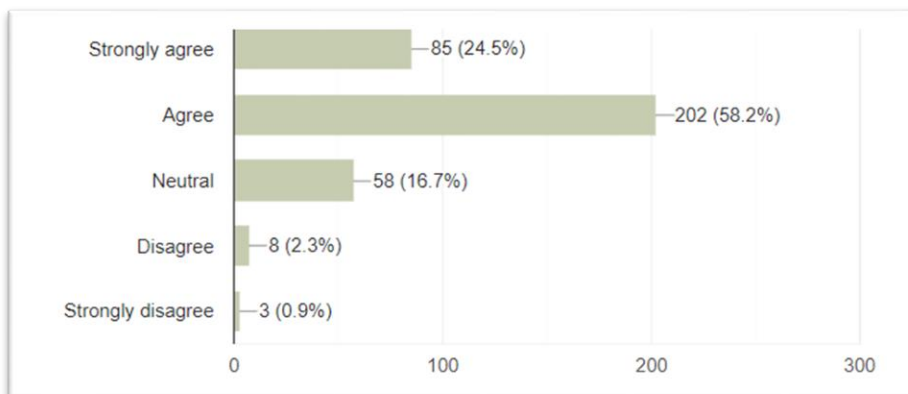
- **Result:** 70.6% rated the availability of course books as adequate.



- **Implication:** While generally satisfactory, continuous updates to the collection are necessary.

22. **The library is utilized optimally by the students.**

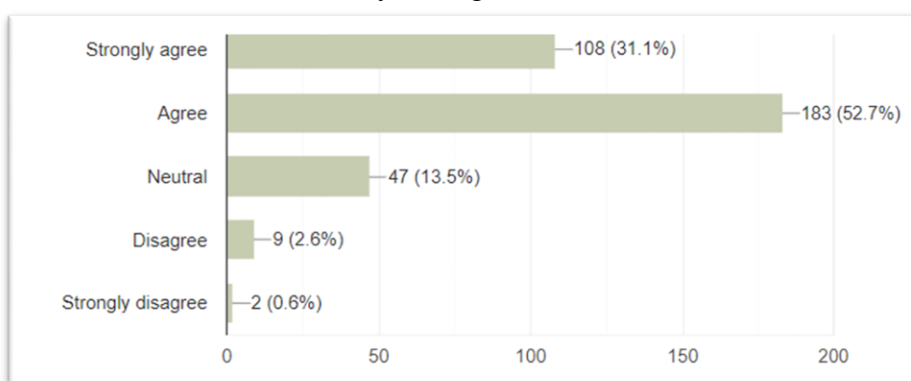
- **Result:** 82.7% believe the library is optimally utilized by students.



- **Implication:** Promoting library services can further increase usage.

23. **The library is managed effectively.**

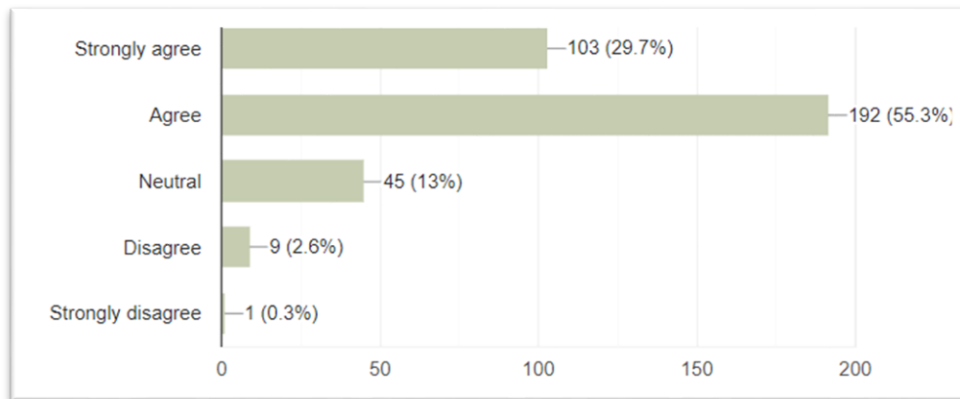
- **Result:** 83.8% rated the library management as effective.



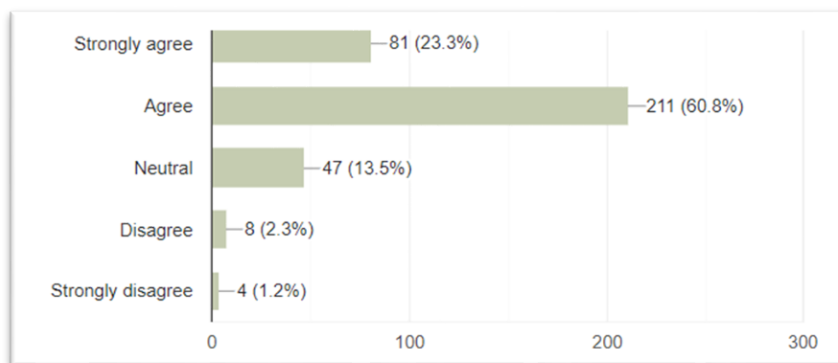
- **Implication:** Strong management practices contribute to user satisfaction; ongoing training may benefit staff.

24. **The timings of the Library are convenient.**

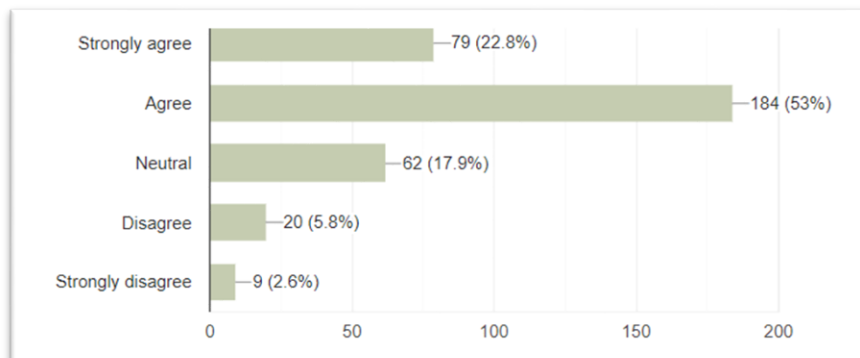
- **Result:** 85% find the library hours convenient.



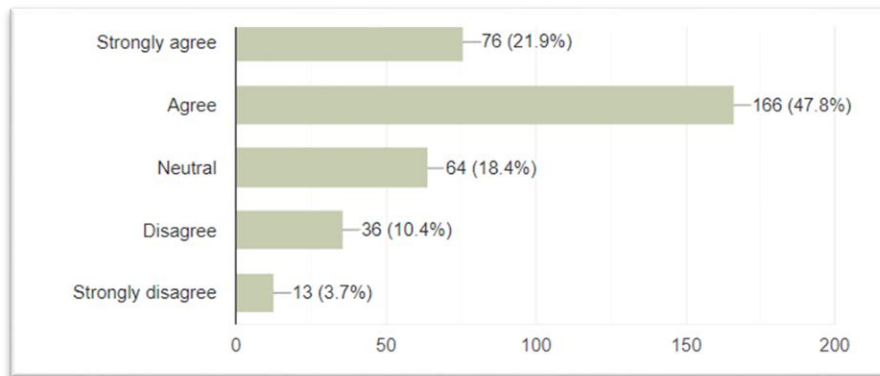
- **Implication:** Flexible hours accommodate student needs; consider feedback for potential adjustments.
25. **The teaching aids in the department are sufficient and up to date.**
- **Result:** 84.1% rated teaching aids as sufficient and up-to-date.



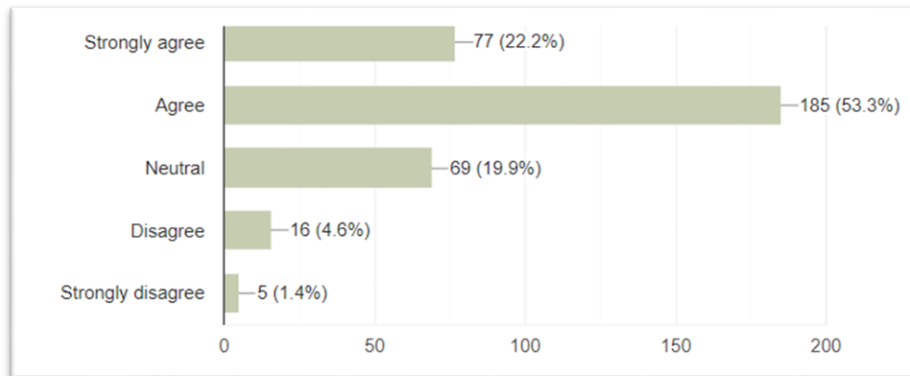
- **Implication:** Keeping resources current is essential; periodic reviews of teaching tools are recommended.
26. **The class rooms and furniture available are adequate.**
- **Result:** 75.8% felt classrooms and furniture were adequate.



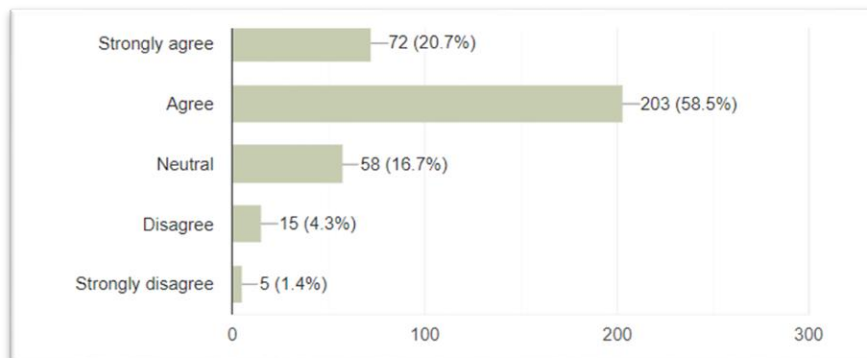
- **Implication:** Facilities meet student needs, but continued assessment for improvement is advisable.
27. **The buildings and furniture are well maintained.**
- **Result:** 69.7% reported that buildings and furniture are well-maintained.



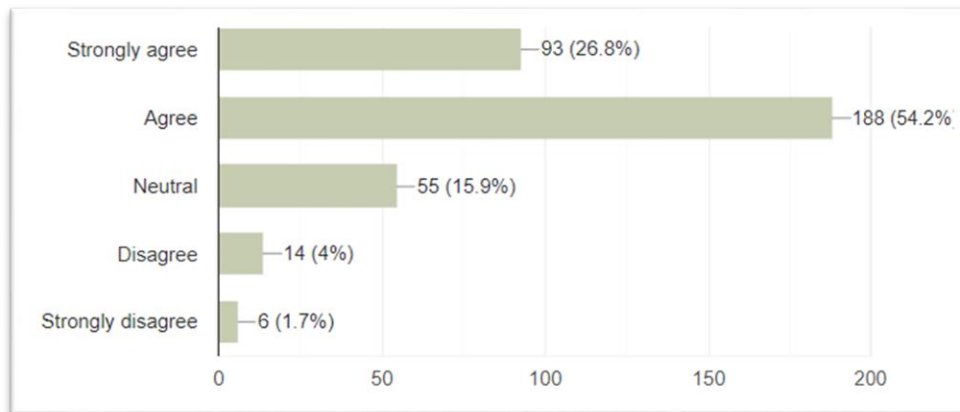
- **Implication:** Regular maintenance practices are effective; continue to prioritize facility upkeep.
28. **The labs are adequately equipped (wherever applicable).**
- **Result:** 75.5% indicated labs are adequately equipped.



- **Implication:** Well-equipped labs support practical learning; ongoing evaluations are necessary.
29. **The infrastructure available in the department is optimally used.**
- **Result:** 79.2% believe the department infrastructure is optimally used.



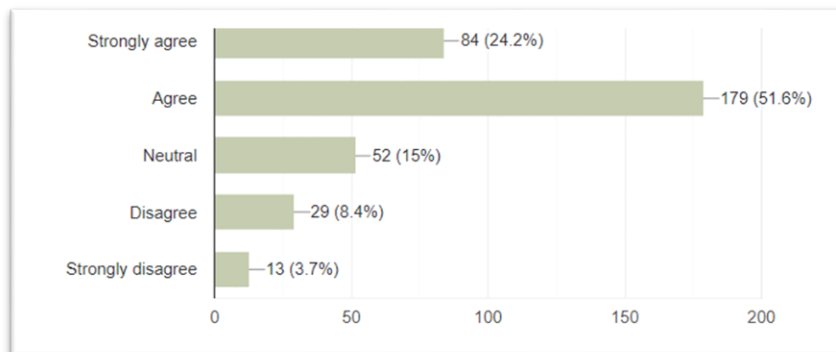
- **Implication:** Effective utilization suggests good planning; assess for potential enhancements.
30. **Parking facilities are available adequately.**
- **Result:** 81% felt parking facilities are adequate.



- **Implication:** Sufficient parking supports student convenience; monitor for future growth needs.

31. Safe Drinking Water is available.

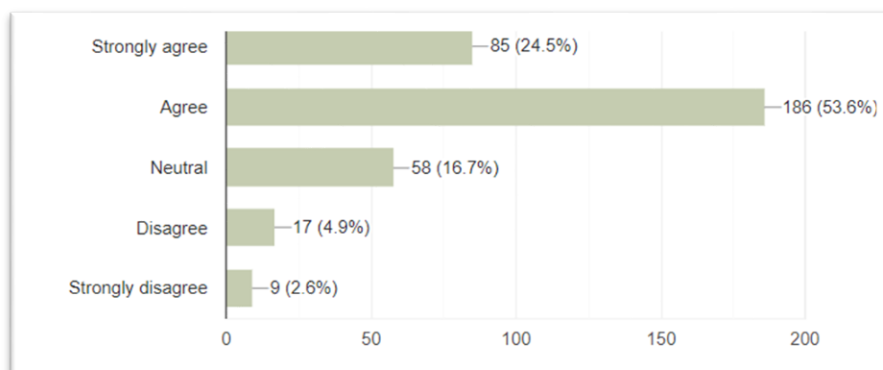
- **Result:** 75.8% confirmed the availability of safe drinking water.



- **Implication:** Essential services are in place; regular checks are recommended to maintain quality.

32. Sports Infrastructure is adequate.

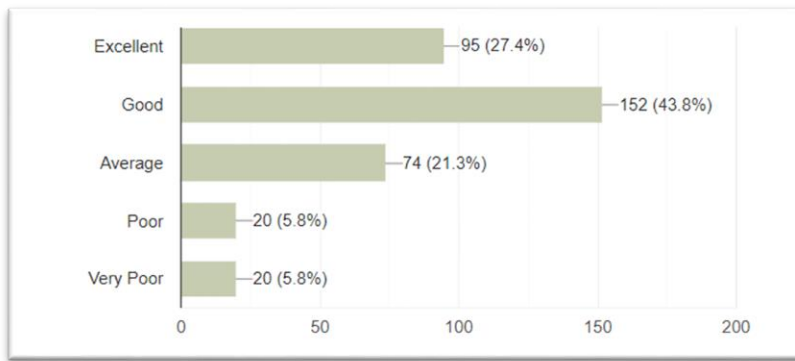
- **Result:** 78.1% rated sports infrastructure as adequate.



- **Implication:** Support for physical activities is present; explore opportunities for other enhancement.

33. How would you rate the security system of the college.

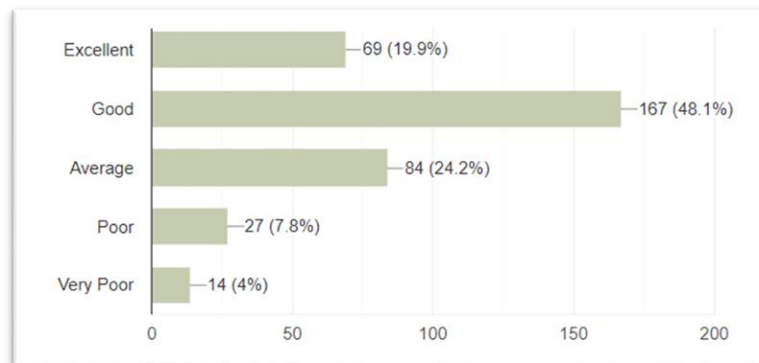
- **Result:** 71.2% rated the college security system positively.



- **Implication:** Strong security measures are appreciated; extra number of security staff will be beneficial.

34. **How would you rate disciplinary measures of the college.**

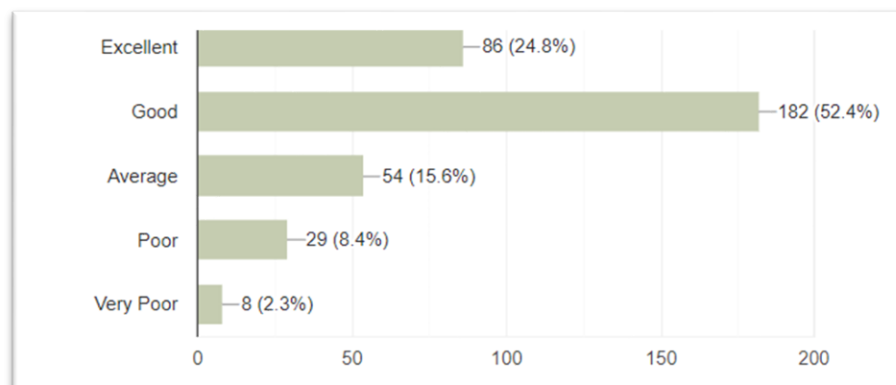
- **Result:** 68% found disciplinary measures satisfactory.



- **Implication:** Effective policies are in place; ensure ongoing communication about these measures.

35. **How would you rate office and administration service of the college.**

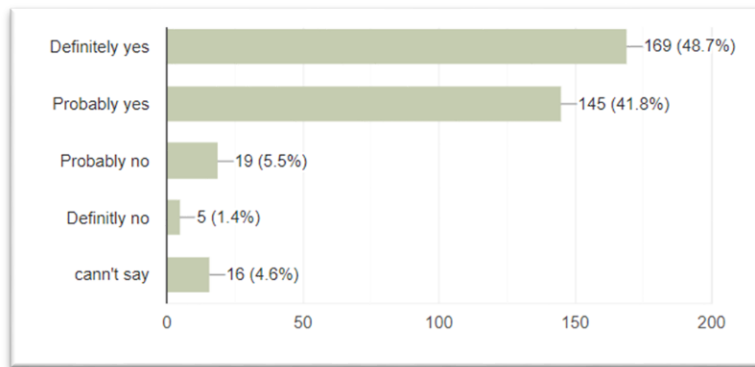
- **Result:** 67.2% rated administrative services positively.



- **Implication:** Efficient administration supports student experience; continue to solicit feedback for improvements.

36. **Is the information regarding various activities, scholarships etc are displayed properly?**

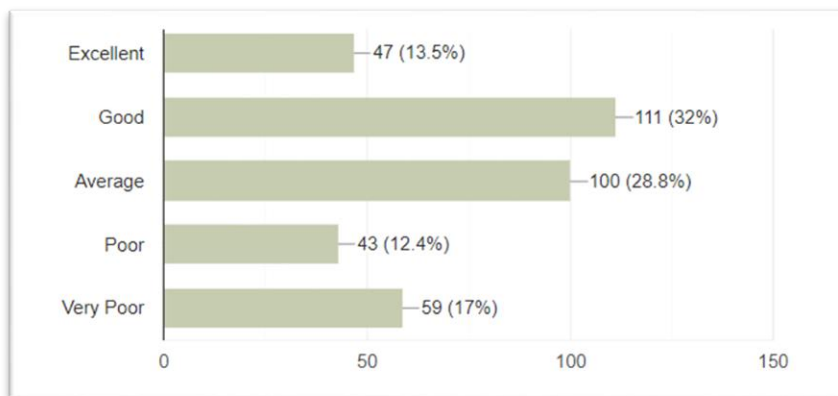
- **Result:** 90.5% felt information regarding activities and scholarships is displayed properly.



- **Implication:** Clear communication is crucial; taking paramount care in communicating every notice through notice boards, website, whatsapp groups etc every possible way; even if lacking then regular updates are recommended.

37. **Rate the cleanliness of the toilets in the college.**

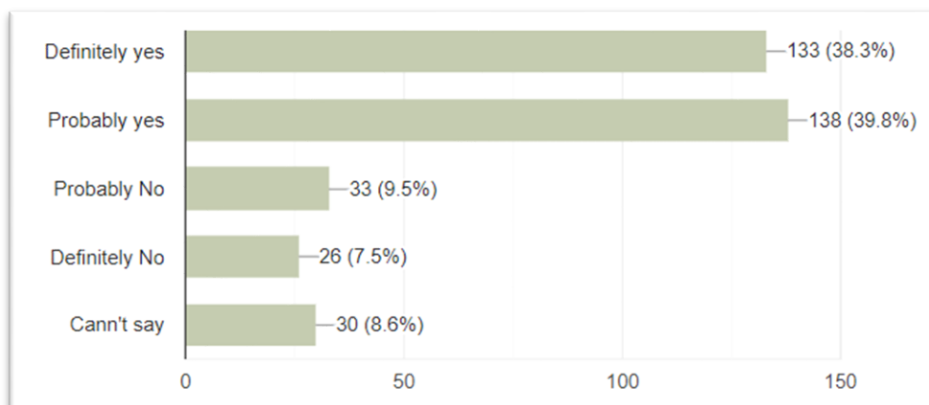
- **Result:** 45.5% rated toilet cleanliness as good.



- **Implication:** Clean facilities are essential for student satisfaction; increase monitoring for further improvement.

38. **Do you think that the college takes enough measure to curb ragging, racial and ethnic bias.**

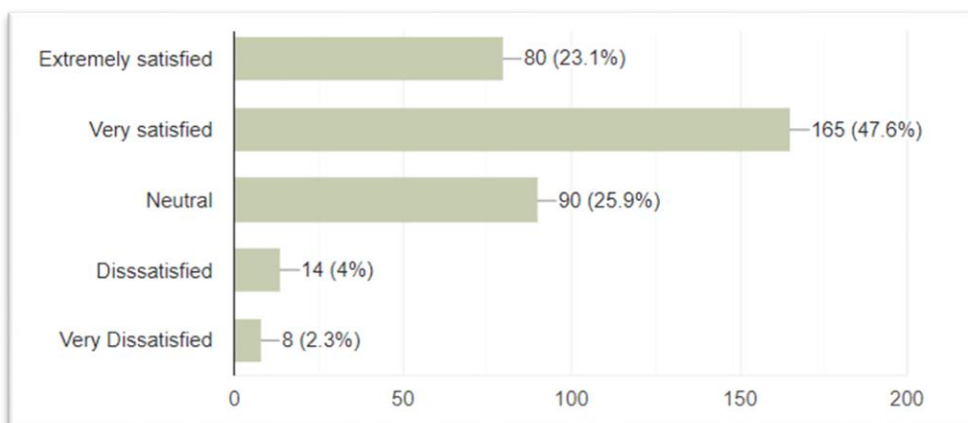
- **Result:** 78.1% believe the college takes adequate measures to curb ragging and bias.



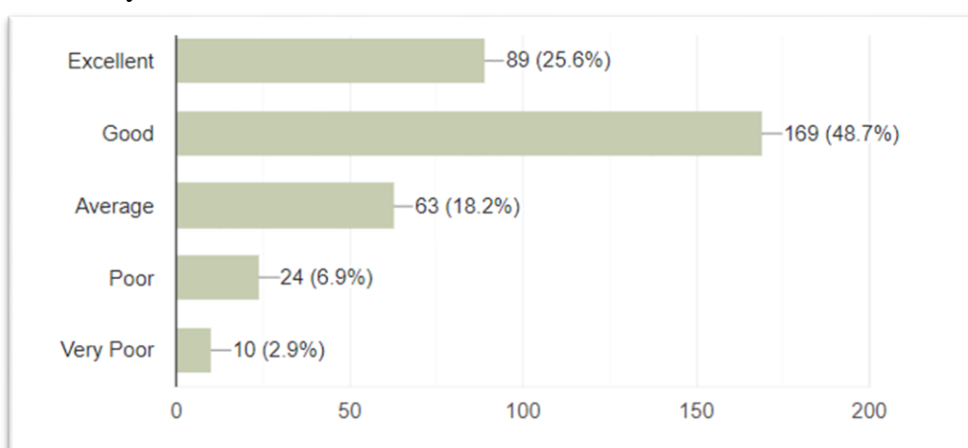
- **Implication:** Continued efforts in promoting a safe environment are essential; regular workshops may reinforce this.

39. **How satisfied are you with the cleanliness and variety of food items available in the college canteen.**

- **Result:** 70.7% expressed satisfaction with canteen cleanliness and food variety.



- **Implication:** Positive feedback indicates a good service level; consider periodic surveys to maintain standards.
40. **How would you rate the electricity facility such as functioning of lights, fans etc in classrooms?**
- **Result:** [Percentage]% rated the functioning of lights and fans in classrooms as satisfactory.



- **Implication:** Reliable facilities support a conducive learning environment; regular checks are advised.

Recommendations

- **Enhance Communication on Career Guidance:** Implement workshops and informational sessions regarding job opportunities.
- **Increase ICT Training:** Provide faculty with resources and training on effective use of technology in teaching.
- **Review Evaluation Processes:** Conduct a comprehensive review of internal evaluations to ensure fairness and transparency.
- **Strengthen Support for Personalized Learning:** Encourage teachers to provide individualized feedback and support.

Conclusion

The student survey revealed overwhelmingly positive feedback, with the majority of parameters scoring above 70%. This indicates a strong overall perception of teaching quality and institutional support among students. Many respondents expressed satisfaction with their

learning experiences, highlighting effective instruction and helpful resources. However, the results also identified areas for targeted improvement. Specifically, students emphasized the need for enhanced career guidance and better integration of technology in the learning process. Addressing these concerns could significantly enrich the student experience, making it more relevant and engaging. By focusing on these specific aspects, the institution can further bolster its strengths while ensuring that all students feel adequately prepared for their future careers. Overall, the survey underscores a solid foundation of positive feedback, with clear pathways for ongoing improvement that align with student needs and aspirations.

Principal